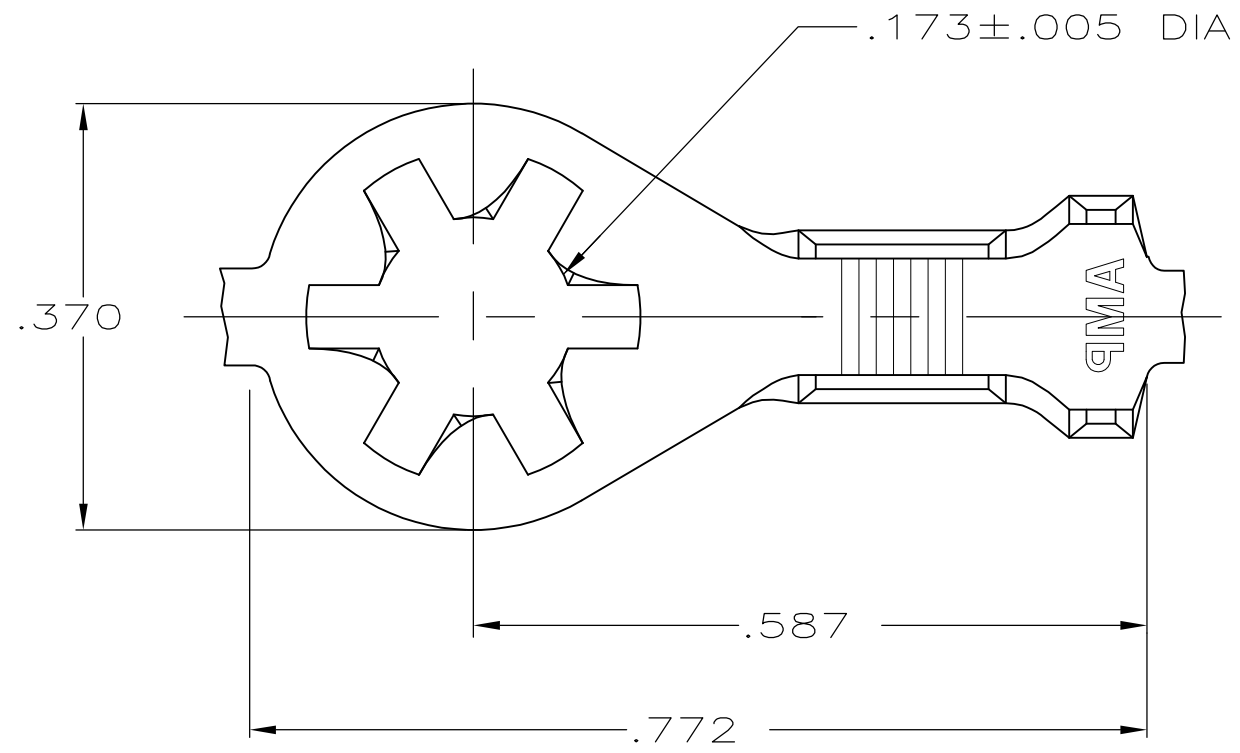
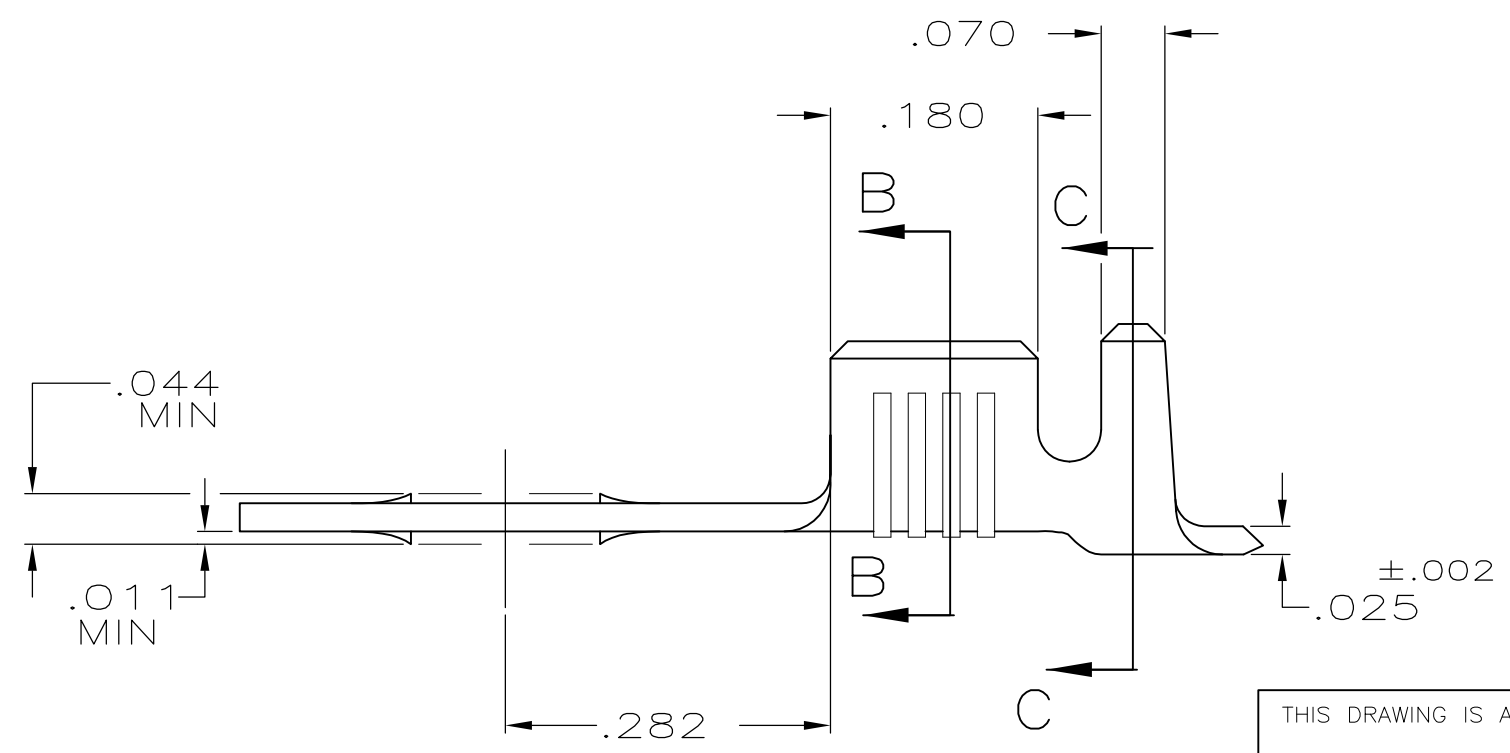
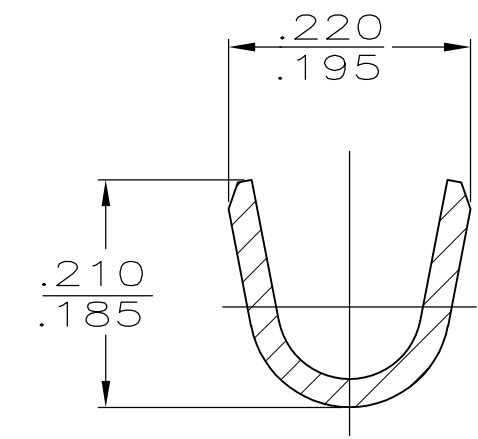
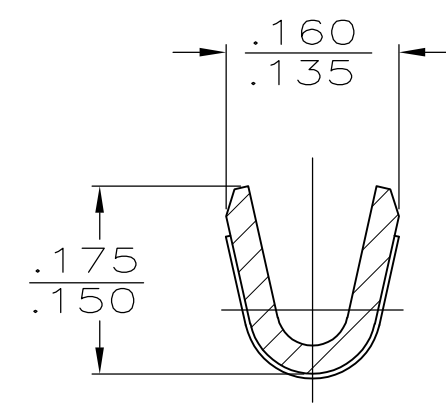


THIS DRAWING IS UNPUBLISHED. RELEASED FOR PUBLICATION
 © COPYRIGHT - By - ALL RIGHTS RESERVED.

LOC	DIST	REVISIONS					
		P	LTR	DESCRIPTION	DATE	DWN	APVD
AF	50		T1	REVISED PER ECO-11-004587	11MAR11	RK	HMR



- 1 CONTINUOUS STRIP ON REELS
- 2 REELED WITH PAPER
- 3 .000080 MIN TIN PL PER MIL-T-10727.
- 4 PRELIMINARY - NOT FOR PRODUCTION



FINISH	MATERIAL	INSULATION RANGE	WIRE SIZE	PART NO	
4	3	T4 BRASS	.105-.145	18-14	61794-7
2	3	T2 STEEL	.105-.145	18-14	61794-6
		T4 BRASS	.105-.145	18-14	61794-4
		NICKEL PL	.105-.145	18-14	61794-3
		T2 STEEL	.105-.145	18-14	61794-2
	3	T2 STEEL	.105-.145	18-14	61794-1

THIS DRAWING IS A CONTROLLED DOCUMENT.

DWN	D HOLLINGSWORTH	5/15/87
CHK	G YETTER	11/23/87
APVD	RP FRANTZ	12/2/87
PRODUCT SPEC	-	
APPLICATION SPEC	-	
WEIGHT	-	

STE TE Connectivity

RING

SIZE	CAGE CODE	DRAWING NO	RESTRICTED TO
A3	00779	C-61794	-

CUSTOMER DRAWING SCALE 6:1 SHEET 1 OF 1 REV T1